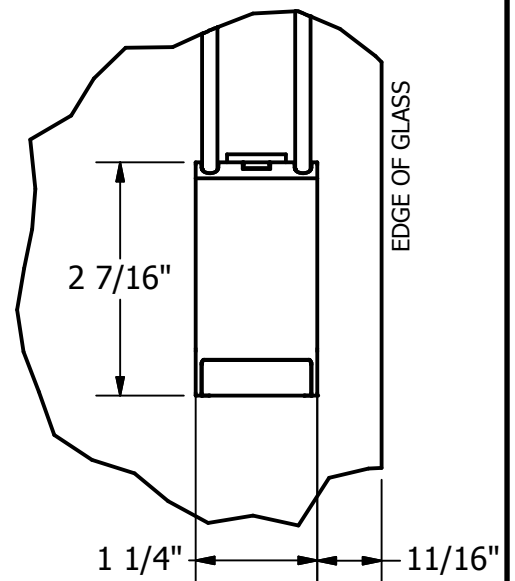


OPERATOR LOCATED IN  
UPPER LEFT OR UPPER RIGHT  
CORNER. OPERATOR CANNOT  
BE MOVED FROM THIS  
LOCATION



**Available in Tilt Only (SL20A)  
or Lift/Tilt (SL20C)**

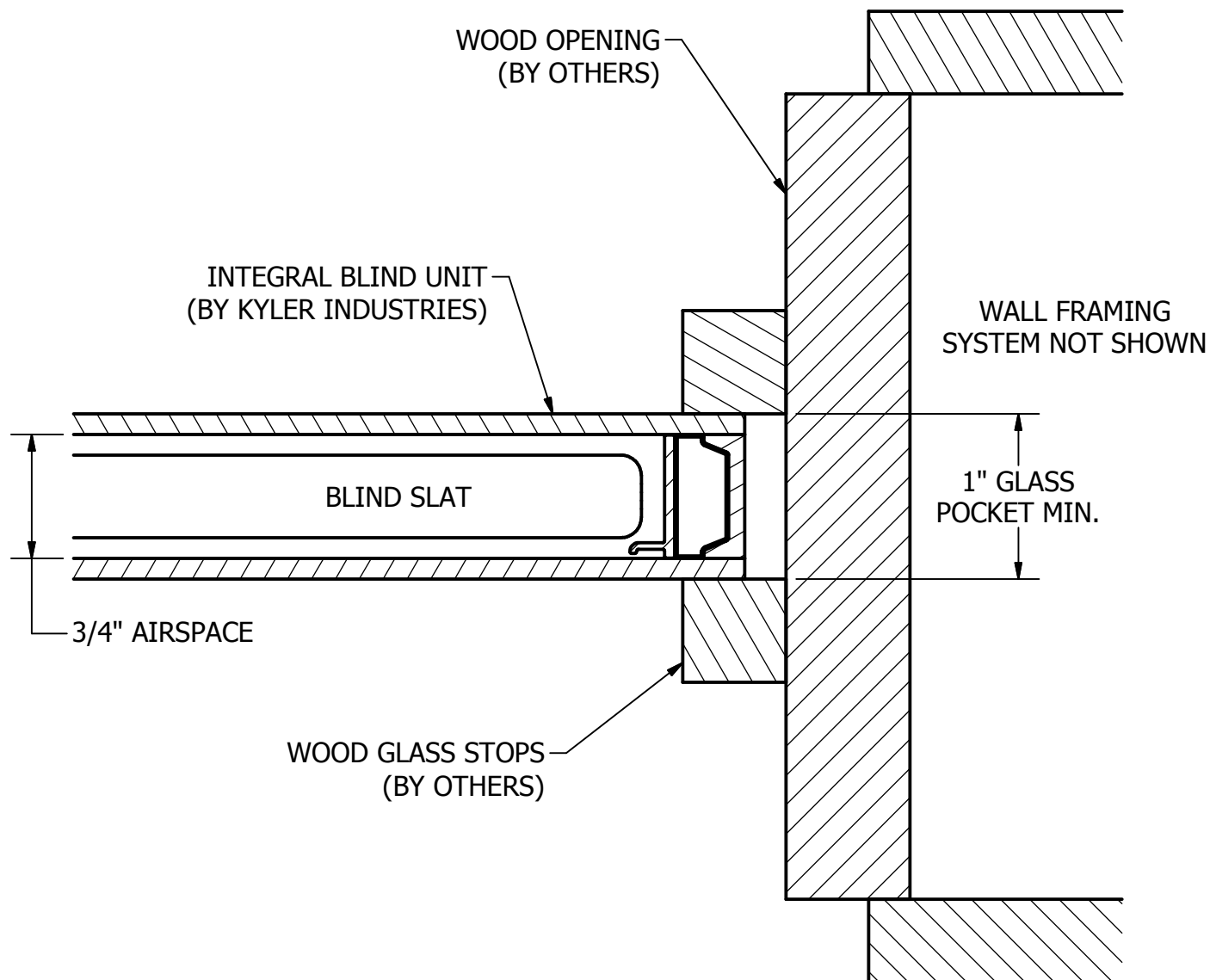
**Kyler Industries**

192 E 48th St  
Holland, MI 49423  
[www.Kyler-Industries.com](http://www.Kyler-Industries.com)

T: 616.392.1042  
F: 616.392.3778

DESCRIPTION:  
SL20 Integral Blind; Wood Opening; Cord Loop Operater; Tilt  
Only (SL20A) or Lift/Tilt (SL20C)

REV  
2/16



## SECTION A-A

JAMB DETAIL

SCALE 1

**Kyler Industries**

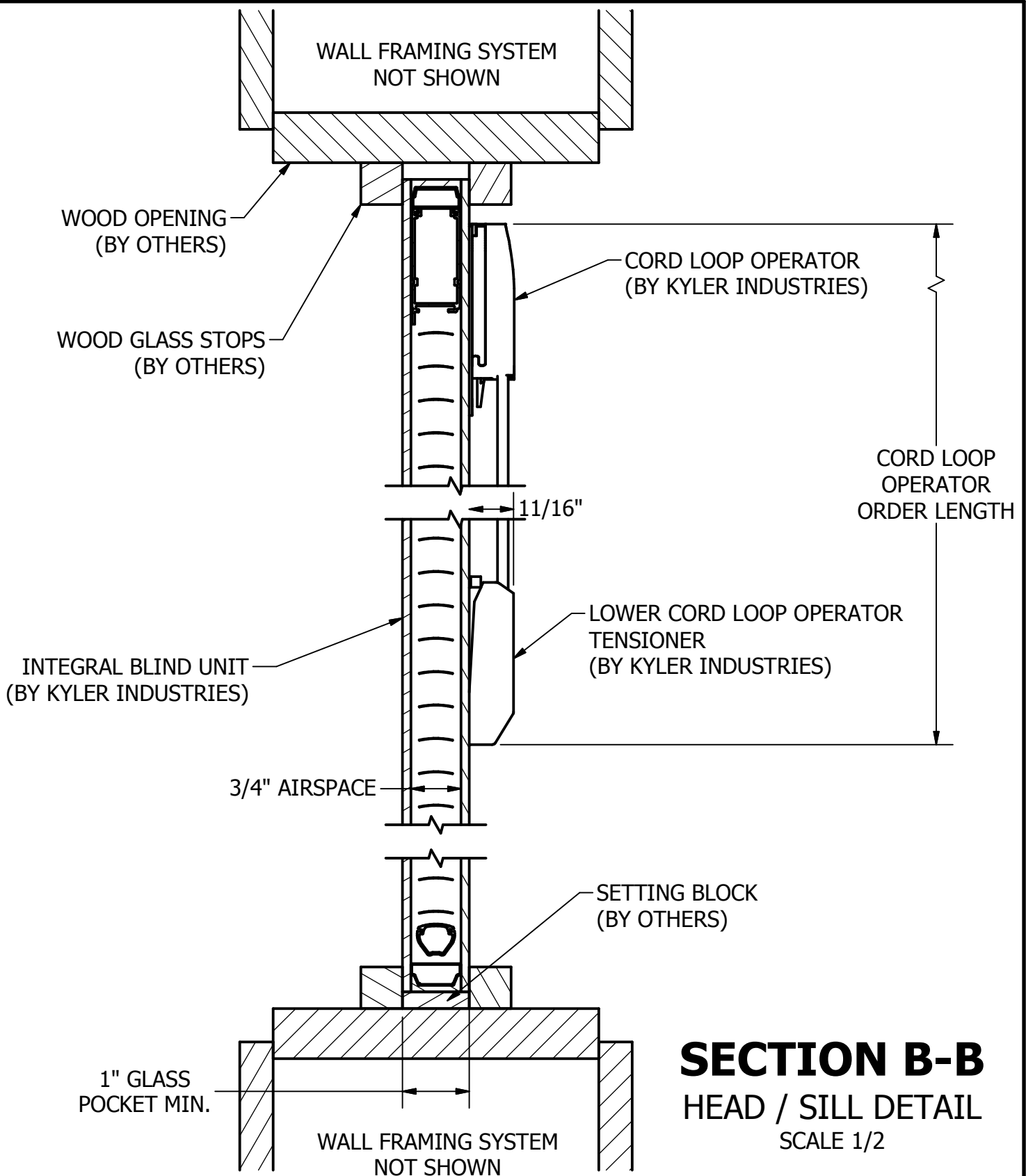
192 E 48th St  
Holland, MI 49423  
[www.Kyler-Industries.com](http://www.Kyler-Industries.com)

T: 616.392.1042  
F: 616.392.3778

DESCRIPTION:

SL20 Integral Blind; Wood Opening; Cord Loop Operater; Tilt  
Only (SL20A) or Lift/Tilt (SL20C)

REV  
2/16



**Kyler Industries**

192 E 48th St  
Holland, MI 49423  
[www.Kyler-Industries.com](http://www.Kyler-Industries.com)

T: 616.392.1042  
F: 616.392.3778

DESCRIPTION:

SL20 Integral Blind; Wood Opening; Cord Loop Operater; Tilt  
Only (SL20A) or Lift/Tilt (SL20C)

REV  
2/16